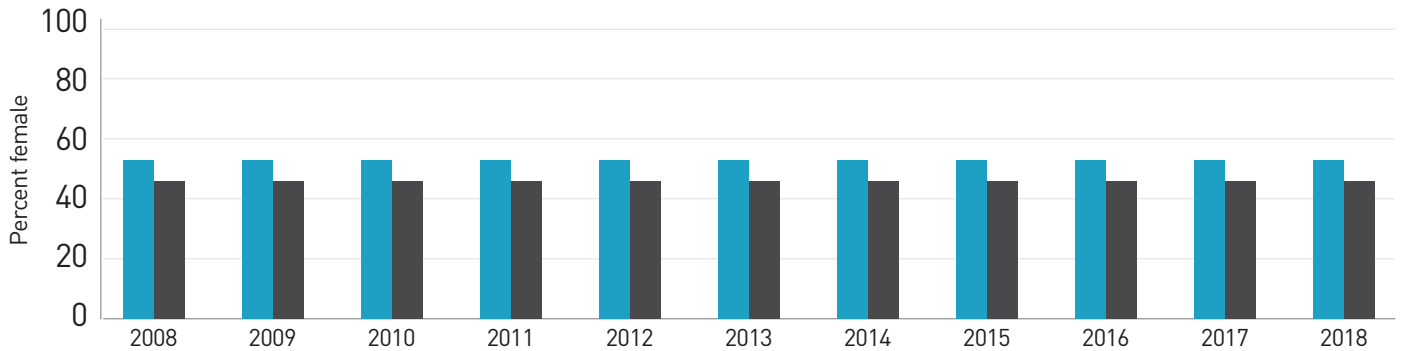




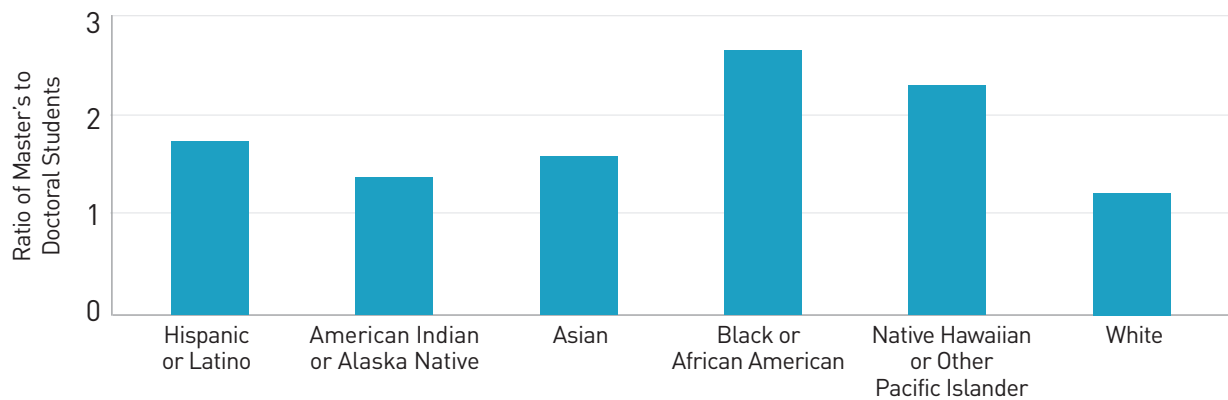
# Master's Degrees in Science

### Science Degrees Awarded by Sex

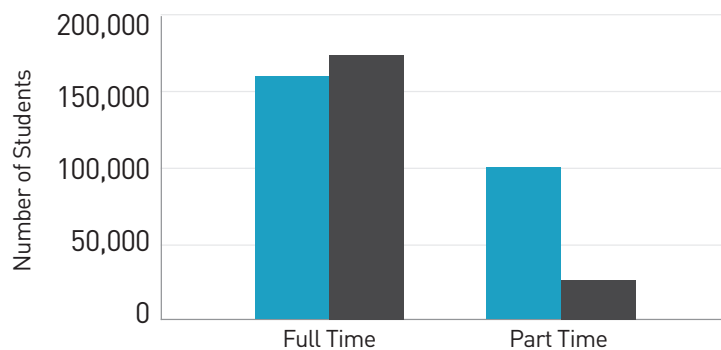
Master's Doctoral



### Ratio of 2019 Master's Students to Doctoral Students in Science by Ethnicity and Race



### Science Students by Enrollment Intensity in 2019



In the sciences, master's students have greater representation of students who identify as female and ethnic or racial minorities than doctoral students.

Overall, there are more master's students than doctoral students, largely accounted for by the five-fold increase in part time master's students.

\*Data on more than one race and unknown race and ethnicity not shown

National Science Foundation 2019 Women, Minorities, and Persons with Disabilities in Science and Engineering report tables 6-1, 7-1; Survey of Graduate Students and Postdoctorates in Science and Engineering table 2-4, 1-5a