

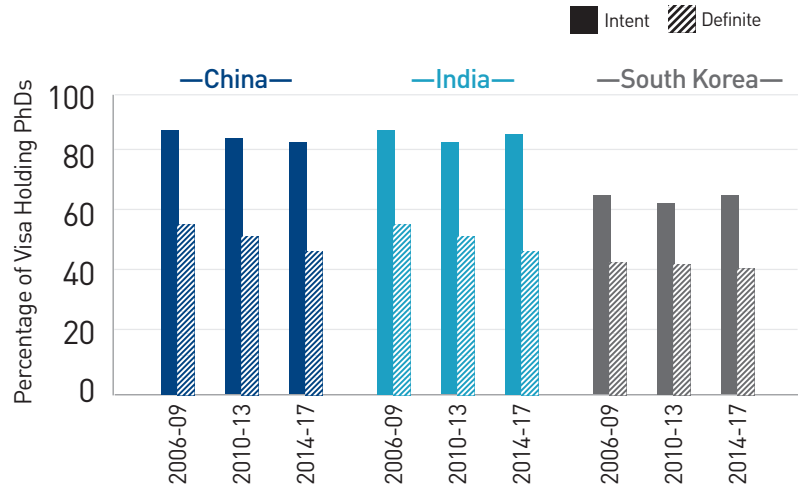


# International PhDs

## Top 3 Countries of Origin of Temporary Visa Holders Earning U.S. PhDs in Science and Engineering

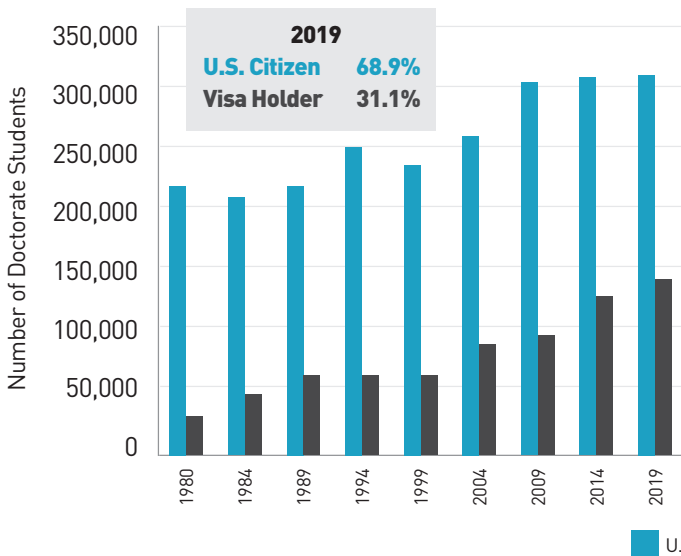
Country of Origin	2006-2009	2010-2013	2014-2017
China	17,467	16,577	21,104
India	8,273	8,878	8,855
South Korea	4,981	4,685	3,989

## Intent To and Definite Plans To Stay in the U.S.

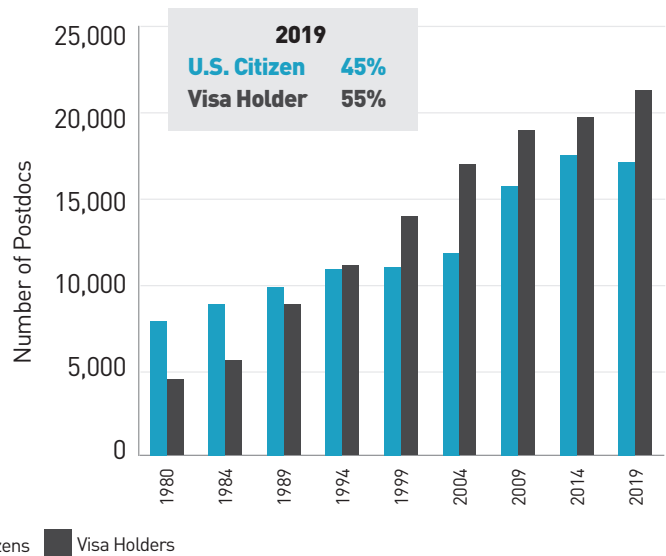


Approximately 75 percent of science and engineering doctorate recipients with visas intend to stay in the United States upon graduation. Those with definite plans to stay through a firm work offer in the United States is usually between 40 and 60 percent, with the average for all 2014–2017 science and engineering graduates being about 45 percent.

## Graduate Students in Science at U.S. Institutions of Education



## Postdoctorates in Science PhD from Any Institution



About one-third of the current graduate student population in science are temporary visa holders, and over half of all postdocs in science are non-U.S. citizens or permanent residents.