

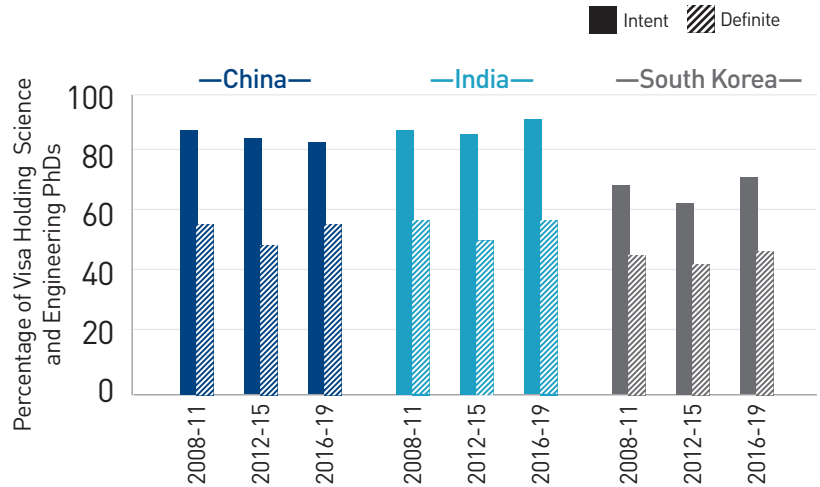


International PhDs

Top 3 Countries of Origin of Temporary Visa Holders Earning U.S. PhDs in Science and Engineering

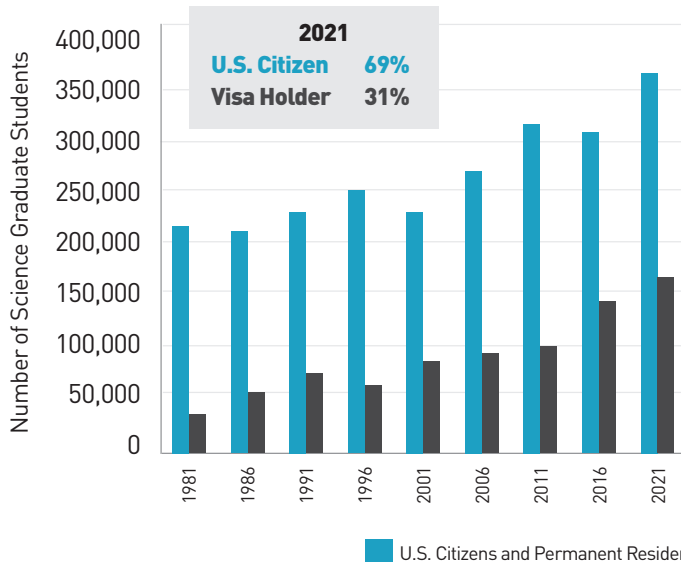
Country of Origin	2008-2011	2012-2015	2016-2019
China	16,120	19,068	22,866
India	8,936	9,111	8,321
South Korea	4,836	4,300	3,707

Intent To and Definite Plans To Stay in the U.S.

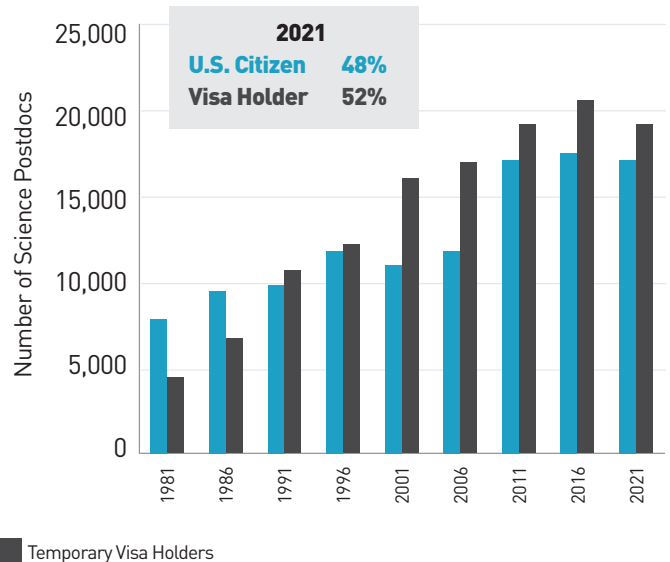


Approximately 75 percent of science and engineering doctorate recipients with visas intend to stay in the United States upon graduation. About 50 percent of all science and engineering doctoral graduates had a definite plans to stay through a firm work offer in the United States from 2016–2019.

Graduate Students in Science at U.S. Institutions of Education



Postdoctorates in Science PhD from Any Institution



About one-third of the current graduate student population in science are temporary visa holders, and over half of all postdocs in science are non-U.S. citizens or permanent residents.